



8752

Soft Serve Freezer

Single Flavor, Pump

Features

Offer all the popular soft serve variations from low or non-fat ice creams to custards, yogurt and sorbet.

Freezing Cylinder

One, 3.4 quart (3.2 liter).

Refrigerated Mix Storage Cabinet

Lower front mix cabinet is independently refrigerated to maintain mix below 41°F (5°C). Door is hinged on the right. One, 15 gallon (57.0 liter) mix tank. Air/mix pump delivers the precise amount of air and mix to the freezing cylinder.

Indicator Lights

Mix Low light alerts the operator to add mix. When the Mix Out light flashes, the unit shuts down automatically to prevent damage.

Electronic Controls

Finished product quality is monitored by Softech™ controls that measure viscosity.

Standby

During long no-use periods, the standby feature maintains safe product temperatures in the mix hopper and freezing cylinder.

Two Locking Casters

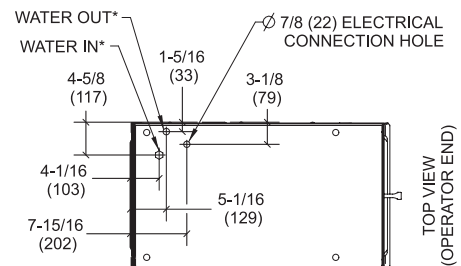
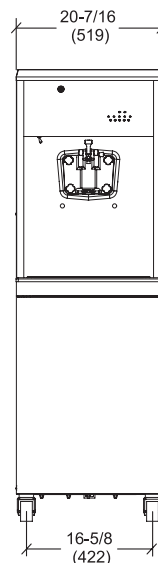
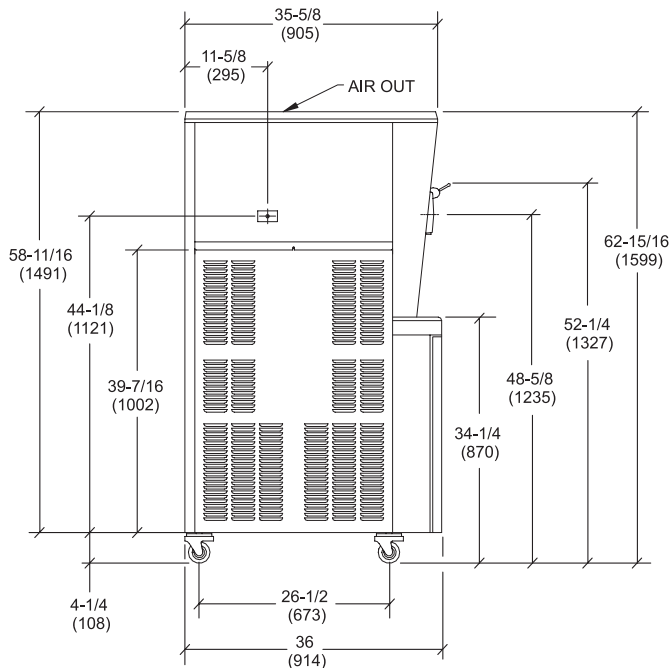
Front casters have a locking feature for operators to lock to maintain equipment in place. The locking casters can be released to move the equipment for cleaning

Door Interlock System

Protects the operator from injury as the beater will not operate without the dispensing door in place.



8752 Soft Serve Freezer



(FIGURES IN PARENTHESES INDICATE MILLIMETERS)
* WATER COOLED ONLY

Weights	lbs.	kgs.
Net	585	265.4
Crated	594	269.4
	cu. ft.	cu. m.
Volume	72.2	2.04

Dimensions	in.	mm.
Width	20-5/8	524
Depth	36	914
Height	62-15/16	1599
Floor Clearance	4-1/4	108

*Mounted on standard casters

Electrical	Maximum Fuse Size	Minimum Circuit Ampacity	Poles (P) Wires (W)
208-230/60/1 Air	40	30	2P 3W
208-230/60/1 Water	35	28	2P 3W
208-230/60/3 Air	25	22	3P 4W
220-240/50/3 Water	20	17	3P 4W
220-240/50/1 Air	30	23	2P 3W
380-415/50/3N~ Air	15	13	4P 5W

This unit may be manufactured in other electrical characteristics. Refer to the local Taylor Distributor for availability.

(For exact electrical information, always refer to the data label of the unit.)

Bidding Specs

Electrical: Volt _____ Hz _____ ph _____
Neutral: Yes No Cooling: Air Water NA

Options: _____

Specifications

Electrical

One dedicated electrical connection is required. See the Electrical chart for the proper electrical requirements. Manufactured to be permanently connected. Consult your local Taylor distributor for cord & receptacle specifications as local codes allow.

Beater Motor

One, 1.5 HP.

Refrigeration System

One, 9,500 BTU/hr. R404A.

Mix Cabinet Refrigeration, One, 1,100 BTU/hr. R404A.
(BTUs may vary depending on compressor used.)

Air Cooled

Minimum 3" (76 mm) around all sides and 12" (305 mm) on top. Minimum air clearances must be met to assure adequate air flow for optimum performance.

Water Cooled

Water inlet and drain connections under side of base 3/8" FPT.

Options

- Cone Dispenser
- Draw Valve Lock Kit
- Panel Spinner
- Sneeze Guard
- Syrup Rail Kit (side mount)

Continuing research results in steady improvements; therefore, these specifications are subject to change without notice.



Taylor Company,
Rockton, Illinois 61072
815-624-8333 800-255-0626 Fax 815-624-8000
www.taylor-company.com